



acertherapeutics

**Developing Therapeutics for the Treatment of
Serious Rare and Life-Threatening Diseases with
Significant Unmet Medical Needs**



Corporate Presentation

June 29, 2022

Nasdaq: ACER

Forward-looking Statements

This presentation contains “forward-looking statements” that involve substantial risks and uncertainties for purposes of the safe harbor provided by the Private Securities Litigation Reform Act of 1995. All statements, other than statements of historical facts, included in this presentation regarding strategy, future operations, timelines for clinical study enrollment or regulatory actions, or otherwise, future financial position, future revenues, projected expenses, regulatory submissions, actions or approvals, cash position, liquidity, prospects, plans and objectives of management are forward-looking statements. Examples of such statements include, but are not limited to, statements relating to the potential for our product candidates to safely and effectively treat diseases and to be approved for marketing; our ability to close upon and obtain the proceeds of any identified financing arrangements as well as to satisfy the ongoing conditions and requirements for maintaining or further accessing the financing facilities and avoiding default or an accelerated payment requirement; the commercial or market opportunity of any of our product candidates in any target indication and any territory; our ability, in addition to the currently identified financings, to secure the additional capital necessary to fund our various product candidate development programs; the adequacy of our capital to support our future operations and our ability to successfully fund, initiate and complete clinical trials and regulatory submissions for ACER-001, ACER-801, EDSIVO™ or our other product candidates (including our ability to resubmit a New Drug Application (NDA) for ACER-001 within the intended timeline, if at all, and whether such resubmitted NDA and inspection by the Food and Drug Administration (FDA) of a third-party contract packaging manufacturer facility will satisfy all requirements for FDA approval of such resubmitted NDA); the ability to protect our intellectual property rights; our strategy and business focus; and the development, expected timeline and commercial potential of any of our product candidates. We may not actually achieve the plans, carry out the intentions or meet the expectations or projections disclosed in the forward-looking statements and you should not place undue reliance on these forward-looking statements. Such statements are based on management’s current expectations and involve risks and uncertainties. Actual results and performance could differ materially from those projected in the forward-looking statements as a result of many factors, including, without limitation, risks and uncertainties associated with the ability to project future cash utilization and reserves needed for contingent future liabilities and business operations, the availability of sufficient resources to fund our various product candidate development programs and to meet our business objectives and operational requirements, the fact that the results of earlier studies and trials may not be predictive of future clinical trial results, the protection and market exclusivity provided by our intellectual property, risks related to the drug development and the regulatory approval process, including the timing and requirements of regulatory actions, and the impact of competitive products and technological changes. We disclaim any intent or obligation to update these forward-looking statements to reflect events or circumstances that exist after the date on which they were made. You should review additional disclosures we make in our filings with the Securities and Exchange Commission, including our Annual Report on Form 10-K and Quarterly Report on Form 10-Q. You may access these documents for no charge at

Corporate Overview

Acer Therapeutics is a pharmaceutical company that acquires, develops and seeks to commercialize therapies for serious rare and life-threatening diseases with significant unmet medical needs

- Offices: **Newton, MA** and **Bend, OR**
- Headcount: **42**
- Founded: **December 2013**
- Public: **September 2017**
- Cash as of March 31, 2022: **\$20.8M**
 - Subsequent gross proceeds of \$3.5M from ATM and equity line
 - Expected to have sufficient capital to fund current operations through Q3 2022
 - If ACER-001 receives U.S. FDA approval prior to December 31, 2022 (which is before any PDUFA date for a resubmitted NDA), \$42.5M could be funded through loan from Marathon, extending available capital for planned operations into H2 2023*

Investment Highlights

- Acer's pipeline includes four investigational programs:
 - **ACER-001** (sodium phenylbutyrate) for the treatment of various inborn errors of metabolism, including urea cycle disorders (UCDs) and Maple Syrup Urine Disease (MSUD)
 - **ACER-801** (osanelant) for the treatment of induced vasomotor symptoms (iVMS)
 - **EDSIVO™** (celiprolol) for the treatment of vascular Ehlers-Danlos syndrome (vEDS) in patients with a confirmed type III collagen (COL3A1) mutation
 - **ACER-2820** (emetine) a host-directed, broad-spectrum antiviral
- Product candidates are believed to present a comparatively de-risked profile, having one or more of:
 - Favorable safety profile; clinical proof-of-concept data; mechanistic differentiation
 - Potential expedited paths for development through specific FDA-established programs
- Multiple anticipated key milestones in 2022:
 - ✓ EDSIVO™ SPA & DiSCOVER clinical trial initiation: **June 27, 2022**
 - ACER-001 (UCDs) NDA resubmission target date: **Early/Mid-Q3, 2022**
 - ACER-001 (MSUD) IND submission: **Early Q3, 2022**
 - ACER-801 Phase 2a topline data: **H2, 2022**

Clinical Pipeline

Program / Indication	MOA / Type of Therapy	Preclinical	Phase 1	Phase 2	Phase 3	NDA
ACER-001 (sodium phenylbutyrate)						
Urea Cycle Disorders	Nitrogen scavenger therapy	NDA Resubmission Target: Early/Mid Q3, 2022				
Maple Syrup Urine Disease	Inhibition of BCKD kinase to increase BCAA metabolism	\$				
ACER-801 (osanetant)						
Induced vasomotor symptoms (iVMS)	Neurokinin 3 receptor antagonist					
EDSIVO™ (celiprolol)						
Vascular Ehlers-Danlos syndrome (COL3A1+)	Induces vascular dilatation and smooth muscle relaxation	\$				
ACER-2820 (emetine)						
Broad-spectrum antiviral	Host-directed therapy	\$				

Overview

Disease Overview

- Urea cycle disorders (UCDs): a group of metabolic genetic diseases that lead to toxic build-up of ammonia (NH_4^+)

Current Treatment Options

- ~700-800 UCDs US patients currently on BUPHENYL® or RAVICTI®¹
- BUPHENYL® + RAVICTI® US sales (2021): ~\$300M²

ACER-001 Profile

- Nitrogen-binding agent for use as adjunctive therapy in patients with UCDs involving deficiencies of CPS, OTC, or AS³
- Novel formulation designed to minimize bitter taste while dissolving quickly
- To be supplied in a kit w/individual dosage envelopes; administered w/suspension agent and water
- Acer intends to provide significant stakeholder support

The Opportunity

- NDA target resubmission: early/mid-Q3, 2022
- Issued formulation composition of matter and use patents
- Other future development opportunities: MSUD⁴, other potential indications

¹ Payer claims data on file

² <https://ir.horizontherapeutics.com/static-files/47f395cb-4d8e-47a7-ba20-2f3c6f433e62>

³ Abbreviations: CPS (carbamyl phosphate synthetase), OTC (ornithine transcarbamylase), AS (argininosuccinic acid synthetase)

⁴ See MSUD slides in “Reference” section at end of this presentation

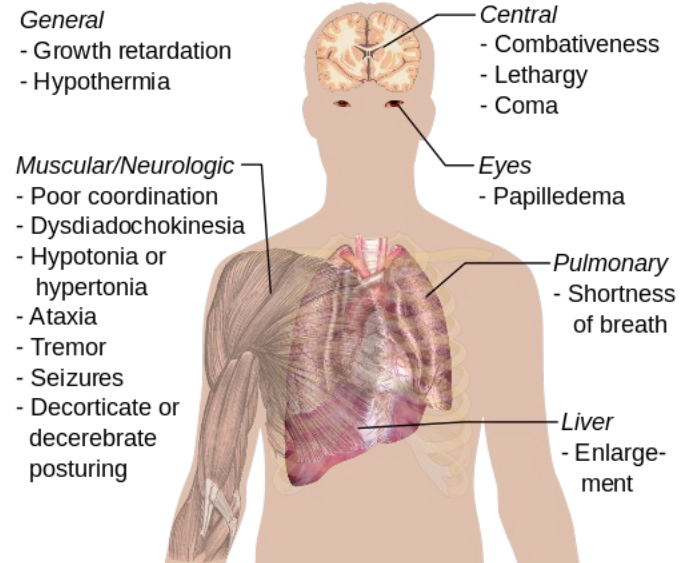
NDA: CRL

- Acer received a Complete Response Letter (CRL) to its NDA in late Q2 2022
- The CRL indicates that the FDA cannot approve the NDA in its current form.
- The CRL states: “[The FDA’s] field investigator could not complete inspection of [Acer’s third-party contract packaging manufacturer], because the facility was not ready for inspection. Satisfactory inspection is required before [the NDA] may be approved. Please notify us in writing when this facility is ready for inspection.”
- The FDA did not cite any other approvability issues in the CRL pertaining to the NDA, nor request any additional clinical or pharmacokinetic studies be conducted prior to FDA approval. The FDA did provide one comment in the CRL (identified as “not an approvability issue”) requesting additional existing nonclinical information to be provided in the resubmission of the NDA.
- Targeting NDA resubmission: Early/Mid-Q3, 2022
- Expecting a Class 2 resubmission, with target PDUFA action date of six months from resubmission; but there can be no guarantees of timing or result

Urea Cycle Disorders

- Newborns with severe urea cycle disorders become significantly ill with symptoms that mimic sepsis -- failure to feed, lethargy, respiratory distress, seizures and ultimately coma
- Children and adults with milder (or partial) urea cycle enzyme deficiencies may go years without a diagnosis, until a trigger -- a high protein meal, viral illness, excessive exercise or calorie deficiency -- causes excessive ammonia to be produced in the body, resulting in critical elevations of blood ammonia levels
- For individuals with an ornithine transcarbamylase (OTC) deficiency, typical neuropsychological complications include developmental delay, learning disabilities, intellectual disability, attention deficit hyperactivity disorder (ADHD), and executive function deficits

Symptoms of Hyperammonemia



Reproduced from:
http://upload.wikimedia.org/wikipedia/commons/7/76/Symptoms_of_hyperammonemia.svg.

Mechanism of Action

Nitrogen Scavenger Therapy

Alternative pathway treatment diverts nitrogen from the urea cycle to alternate routes of excretion

Both RAVICTI® and BUPHENYL® metabolize to phenylbutyrate (PBA), a prodrug of phenylacetate (PAA)

PAA is the active moiety – it combines with glutamine, producing phenylacetylglutamine

Phenylacetylglutamine (PAGN) is excreted by the kidneys

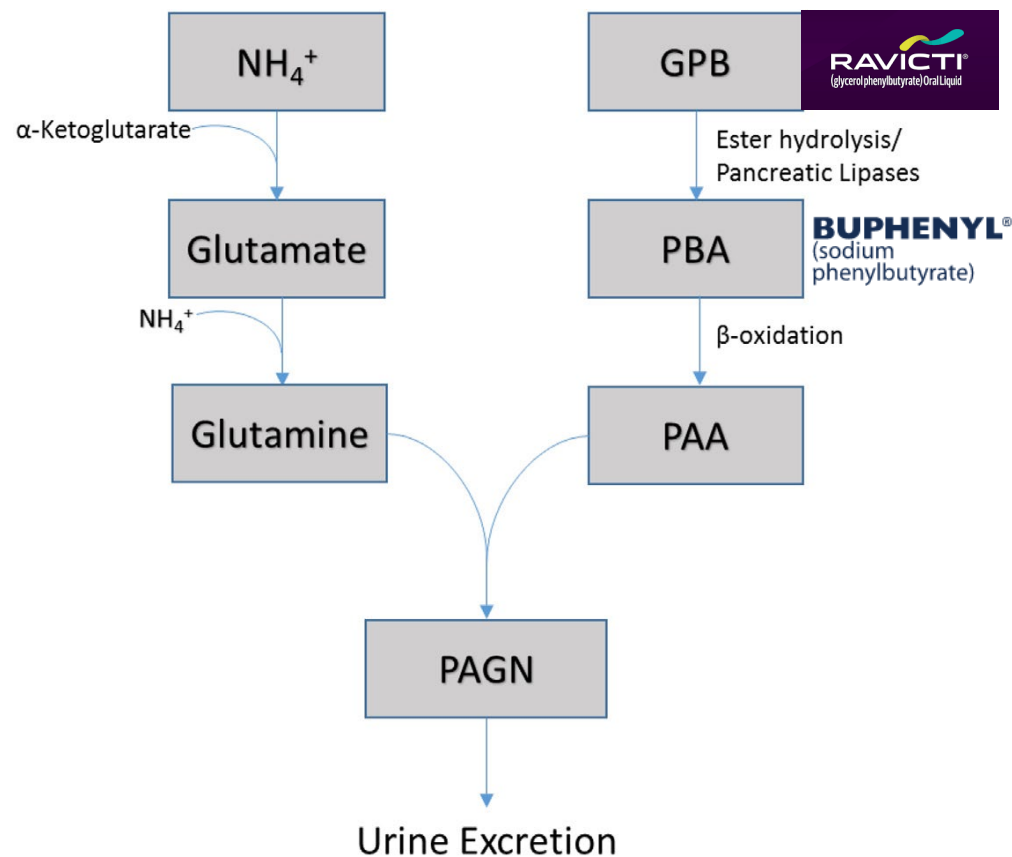


Fig. 1. Metabolizing pathway and mechanism of action of GPB. GPB (glycerol phenylbutyrate); PAA (phenylacetic acid); PBA (phenylbutyric acid); PAGN (phenylacetylglutamine).

Unmet Need

- **BUPHENYL®:** Aversive taste and odor¹; considered unpalatable by some patients²
 - 64% of patients reported it is difficult to take because of taste²
 - Physicians reported that 25-33% of patients took less than target dose due to tolerability²
 - Only 25% of patients indicated that they never miss a dose²
 - 46% of patients reported taste as the reason for discontinuation²
- **RAVICTI®:** Tasteless/odorless; average price approaching \$1 million per year
 - 75% of BUPHENYL® patients switched to RAVICTI®³
 - Pricing has risen to levels considered challenging³
 - Reports of difficult access, unaffordability, and forced switches back to sodium phenylbutyrate⁴
 - Example: BUPHENYL® and RAVICTI® blocked on JPMorgan Chase plan Rx formulary
 - Some patients are not meeting the treatment goal of <0.5 ULN (~17.5 umol/L)⁵
- Patients and physicians desire an effective and affordable treatment option³

1 Peña-Quintana L, et al. Profile of sodium phenylbutyrate granules for the treatment of urea-cycle disorders: patient perspectives. Patient Prefer Adherence. 2017 Sep 6;11:1489-1496.

2 Shchelochkov et al., Molecular Genetics and Metabolism Reports 8 (2016) 43-47.

3 Acer Market Research

4 https://www.caremark.com/portal/asset/Formulary_Drug_Removals_JPMC.pdf

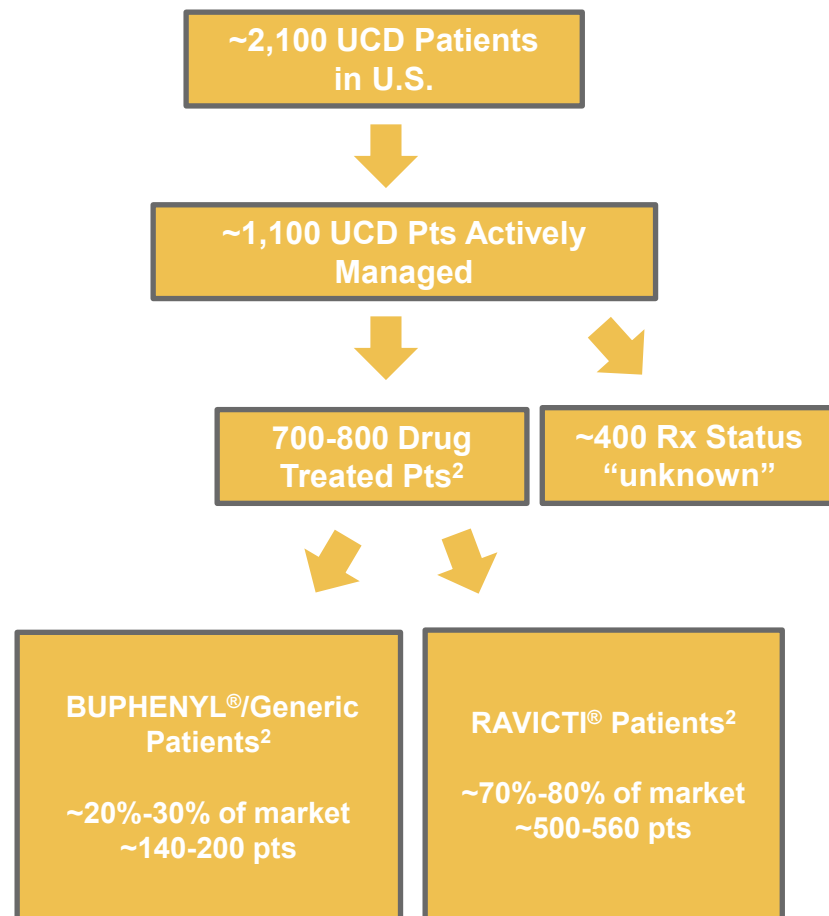
5 Nicola Longo & Robert J. Holt (2017) Expert Opinion on Orphan Drugs, 5:12, 999-1010.

Product Differentiation

Phenylbutyrate Formulations			
	ACER-001*	RAVICTI®	BUPHENYL®
Efficacy / Safety in UCDs	✓	✓	✓
Palatability / Compliance	✓	✓	X**
Pricing (Per Patient Per Year)	TBD	\$174K-\$1.3M*** (avg \$950K)	\$204K-\$402K*** (avg \$300K)
Formulation	Polymer-coated (Packets)	Oil (Tablespoons)	Powder/Tablets (up to 40 tablets/day)

ACER-001 Value Proposition

- Novel polymer-coated formulation for oral administration
- Designed to minimize bitter taste¹
- Convenient packaging + additional dosing options
- 505(b)(2) NDA submission: bioequivalence trials showed ACER-001 has similar relative bioavailability to sodium phenylbutyrate powder
- Pricing projected to be significantly lower than current RAVICTI® price
- Robust patient support services program to address barriers to care
- Payer engagement strategy to support adoption
- Acer's commitment to support the UCD community and on-going IEM research



IP / Exclusivities

- IP:
 - Issued patents:
 - US Patent 11,154,521 covering claims re: formulation compositions of matter
 - Expires in 2036
 - US Patent 11,202,767 covering claims re: certain methods of use
 - Expires in 2036
 - US Patent 10,092,532 covering claims re: methods of modulation of branched chain acids
 - Licensed from Baylor College of Medicine relating to MSUD
 - Continuing to pursue new patents and exclusivity possibilities, based on development plans and product attributes
- Regulatory Exclusivities:
 - MSUD:
 - Granted U.S. Orphan Drug Designation: 7 years market exclusivity from FDA approval
 - Pediatric exclusivity: +6 months added (if pediatric indication study approved)

Agreement with Relief Therapeutics

- ✓ Signed Collaboration and License Agreement Q1 2021
- ✓ To date, Acer has received \$35.0M of funding
- ✓ Acer retained development and commercialization rights in the U.S., Canada, Brazil, Turkey and Japan
 - Split net profits from Acer's territories (60% to Relief; 40% to Acer)
- ✓ Relief licensed rights for the rest of the world
 - Acer will receive 15% royalty on all Net Sales in Relief's territories
 - Acer could also receive up to \$6.0M for UCD and MSUD approvals in EU

Overview

Disease Overview

- Vasomotor symptoms (VMS) are caused by a decrease in estrogen signaling in the brain, resulting in menopausal-like symptoms (hot flashes, night sweats, etc.)

Current Treatment Options

- For menopause-related VMS, treatment options include:
 - Hormone Replacement Therapy (HRT), SSRIs, etc.
- In breast cancer patients, SSRIs and SNRIs are proven to have only a mild to moderate effect in reducing HFs¹
 - Potential interference of antidepressants with tamoxifen has been reported since some SSRIs and SNRIs can inhibit CYP2D6 enzyme
 - HRT is usually not used because estrogen is contraindicated in patients w/ HR+ tumors

ACER-801 Profile

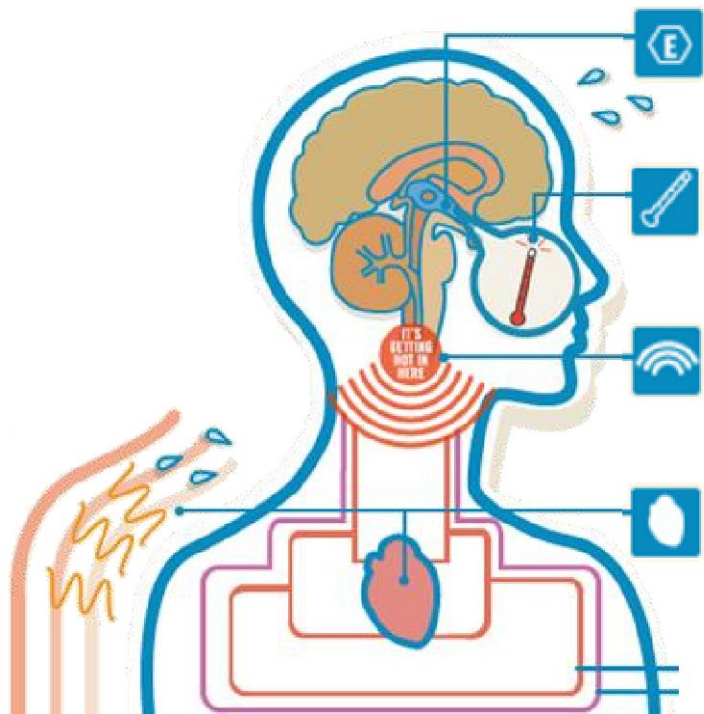
- ACER-801 (osanetant) is a non-hormonal, oral, selective neurokinin 3 receptor (NK3R) antagonist
- Clinical and laboratory safety results are available from 23 completed Phase 1 and 2 studies (387 healthy subjects and 821 patients)² in various patient populations

The Opportunity

- Phase 2a proof of concept trial topline data anticipated in H2 2022
- Currently no other NK3R antagonists in development for iVMS
- Estimated size of iVMS opportunity in US ~250,000 patients³
- Acer maintains worldwide rights to ACER-801
- Composition of matter and methods of use patents filed

Vasomotor Symptoms (VMS)

- VMS, typically comprised of hot flashes and night sweats, are associated with decreases in reproductive hormones commonly associated with menopause (e.g. MR-VMS)



A diminished amount of hormones, such as estrogen, affects the hypothalamus



This confuses the hypothalamus and makes it read "too hot"



The brain responds by relaying an alert to cool off



The body then tries to cool off by beginning to perspire

Induced Vasomotor Symptoms (iVMS)

Women who are BRCA+ and have prophylactic bilateral salpingo-oophorectomy (PBSO)

- 67% of women have symptoms of menopause such as hot flashes⁵
- Up to 35% complain of “extremely bothersome” symptoms up to two years after their surgery⁶

Men with HR+ Prostate Cancer (CaP) receiving Leuprolide

- 80% of men experience hot flashes³
- 15-27% of patients consider hot flashes the most distressing side effect
- 30-40% experienced moderate-to-severe symptoms
- 20% discontinued or disrupted treatment

Women with HR+ Breast Cancer (CaB) receiving Tamoxifen

- 84% of women experienced hot flashes¹
- 80% experienced night sweats
- 60% experienced severe symptoms
- Symptoms persisted throughout 5 years of treatment and were mainly attributed to tamoxifen
- After 4.5 years, 46% of women had discontinued tamoxifen²

1 Moon Z. et al., JOURNAL OF PSYCHOSOMATIC OBSTETRICS & GYNECOLOGY, 2017 VOL. 38, NO. 3, 226–235

2 Nichols H. et al., JNCI J Natl Cancer Inst, 2015, 1–8

3 Challapalli A. et al., Clinical and Translational Radiation Oncology 10 (2018) 29–35

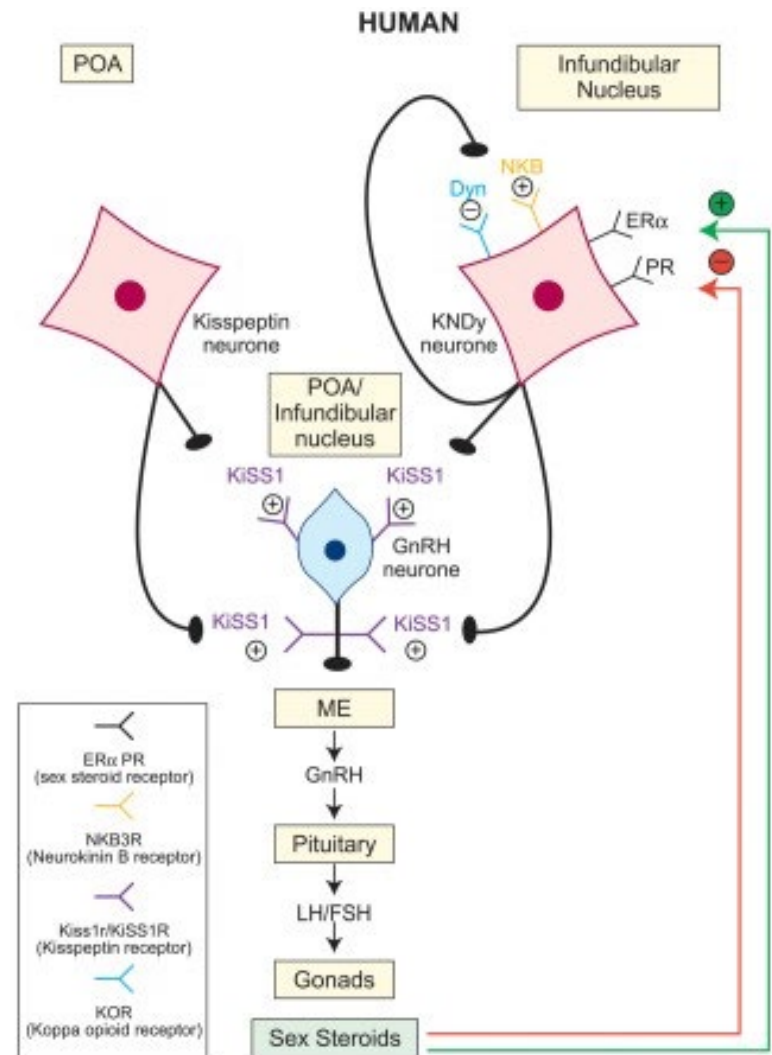
4 Abildgaard J. et al., JNCI Cancer Spectrum, 2018, Vol. 0, No. 0

5 Johnson L. et al. American Society for Reproductive Medicine, 2014 Vol 102 No. 3, Supplement, e249

6 Griffiths E. et al: The Obstetrician & Gynaecologist, 2005: 7:23-27

Mechanism of Action

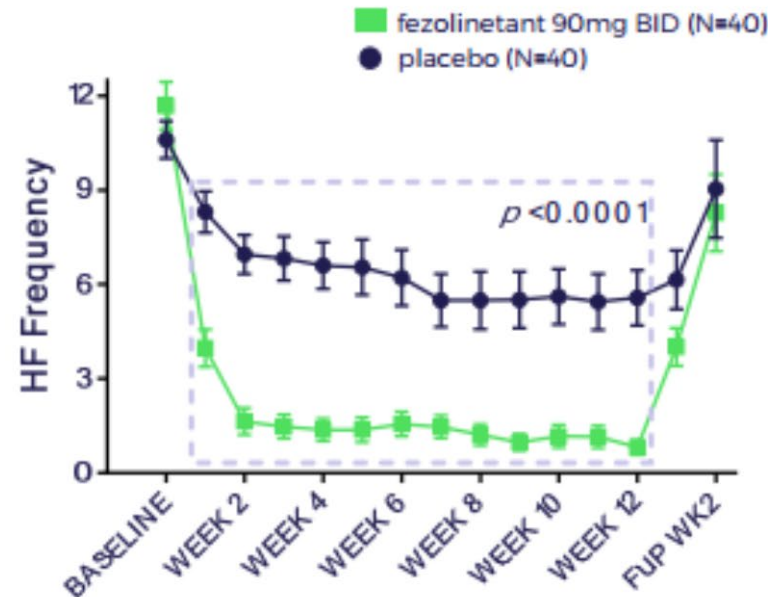
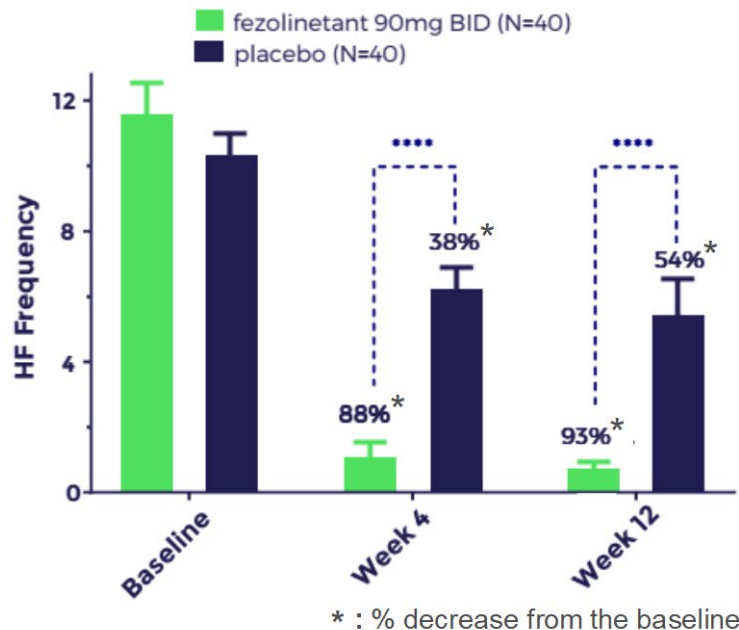
- Neurokinin B (NKB) belongs to a group of neuropeptides, called tachykinins or neurokinins, that includes substance-P (SP), neurokinin A (NKA), and two N-terminally extended forms of NKA, neuropeptide g and neuropeptide K
- The biological effects of tachykinins are mediated through specific receptors denoted NK1, NK2, and NK3
- NKB is the preferred endogenous ligand of tachykinin NK3 receptors
- The tachykinin NK3 receptors are located primarily in the brain, while a few receptors are also present in the peripheral nervous system (intestines, placenta)



Clinical POC in VMS: NK3R Antagonist

- Fezolinetant is a NK3R antagonist being developed by Astellas for moderate-to-severe VMS

Average Daily Hot Flash Frequency Reported as per FDA Guidance



Clinical POC in VMS: NK1,3R Antagonist

- Elinzanetant (NT-814) is a dual NK1,3R antagonist for the treatment of vasomotor symptoms in postmenopausal women

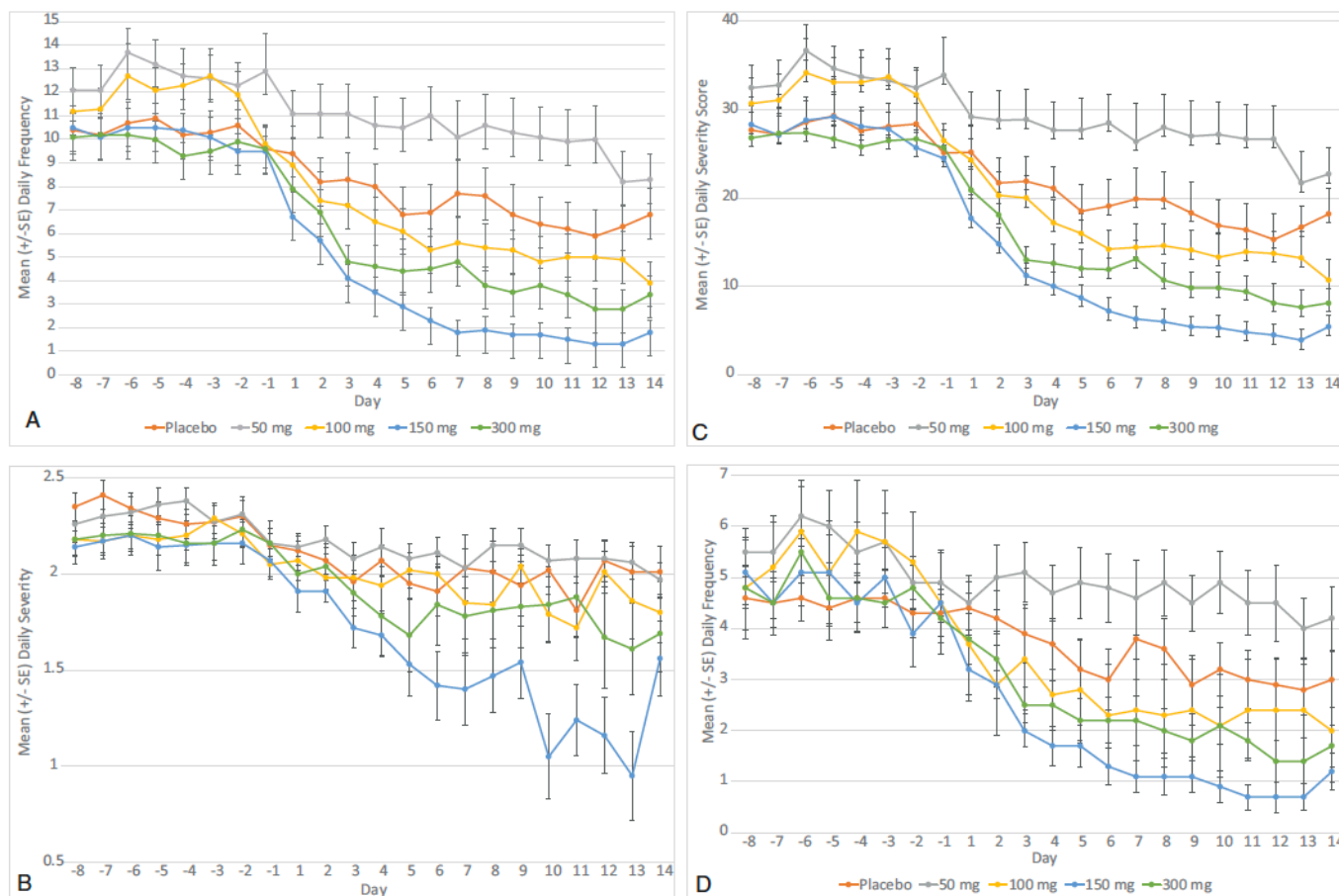


FIG. 2. Daily frequency of: moderate and severe hot flashes (A), Severity of hot flashes (B), daily hot flash severity score^a (C), and waking at night due to night sweats (D), by day. Data shown are mean \pm standard error (^aseverity score = [number of mild hot flashes \times 1] + [number of moderate hot flashes \times 2] + [number of severe hot flashes \times 3]).

Development Plan

- Q1 2022: Began patient enrollment in Phase 2a, randomized, double-blind, placebo-controlled, dose-ranging trial (NCT05325775) in Q1 2022:
 - Primary objective:
 - Evaluate the safety profile of ACER-801 at different doses
 - Evaluate the pharmacokinetic (PK) profile of ACER-801 at different doses
 - Secondary objectives:
 - Evaluate the effect of ACER-801 at different doses on the frequency and severity of VMS associated w/menopause vs. placebo
- H2 2022: Phase 2a proof of concept trial topline data anticipated

Overview

Disease Overview

- Autosomal dominant connective tissue disorder of collagen synthesis caused by mutations in the COL3A1 gene for type III procollagen
- Characterized by arterial aneurysms, dissections and/or ruptures in arteries and hollow organs (intestines, uterus, lungs, etc.)
- Often fatal: median survival in the U.S. is estimated to be 51 years of age¹

Current Treatment Options

- No approved therapeutic options for vEDS patients
- Following the publication of the BBEST trial, celiprolol has become the primary treatment for vEDS patients in several European countries²

EDSIVO™ Profile

- BBEST Clinical Trial: 76% reduction in risk of arterial events observed in COL3A1+ subpopulation³
- Long-term Observational Study (France)⁴
 - 144 COL3A1+ patients (90% treated w/celiprolol) followed for ≤17 years
 - At end of follow-up, survival was 80.7% (95% CI: 67.8 - 93.6%) in those treated with celiprolol vs. 48.5% (95% CI: 19.7 - 77.4%) in those not treated

The Opportunity

- DiSCOVER Phase 3 decentralized (virtual) pivotal trial initiation: June 27, 2022
 - Expected to take ~3.5 years to complete once fully enrolled^{\$}
- Methods of use patents filed

¹ Pepin, et al. Survival is affected by mutation type and molecular mechanism in vascular Ehlers–Danlos syndrome (EDS type IV). Genet Med. 2014 Dec;16(12):881-8.

² <https://www.ehlers-danlos.com/celiprolol-and-veds/>

³ Ong K, et al. Lancet 2010; 376: 1476-84.

⁴ Frank M, et al. Vascular Ehlers-Danlos Syndrome: Long-Term Observational Study. J Am Coll Cardiol. 2019 Apr, 73 (15) 1948–1957

^{\$} Additional capital required to conduct and complete the planned pivotal Phase 3 trial of EDSIVO™ beyond Q3 2022

Vascular Ehlers-Danlos Syndrome (vEDS)

- Ehlers-Danlos syndrome (EDS) is a group of hereditary disorders of connective tissue
- vEDS (EDS type IV) is the severe subtype:
 - Characterized by aneurysms, dissections and/or ruptures
 - Vascular
 - Hollow Organs (e.g. gastrointestinal, uterine)
 - Autosomal dominant (50%); spontaneous mutations (50%)
 - Diagnosed by clinical symptoms and confirmed by presence of mutations in the COL3A1 gene
 - Events occur in 25% of patients before the age of 20, and 90% by the age of 40
 - Median age of death is estimated to be 51 years¹
- No approved therapeutic options for vEDS
 - Current treatment is focused on surgical intervention

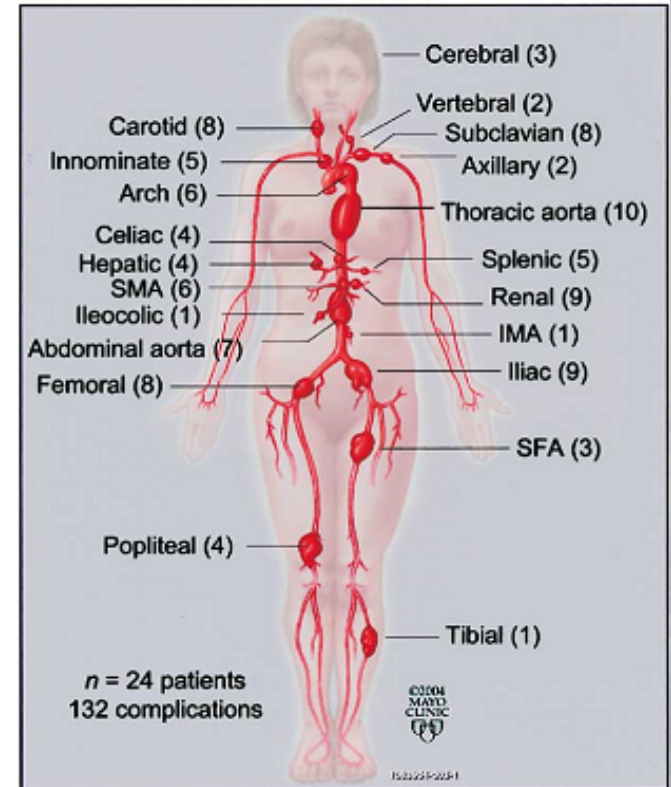


Fig. 3 Distribution of 132 vascular complications in 24 patients with a clinical diagnosis of EDS type IV. J Vasc Surg 2005;42:98-106.

BBEST Trial: COL3A1+ Subpopulation

Efficacy:

- 76% reduction in the risk of fatal or nonfatal cardiac or arterial events in COL3A1+ EDSIVO™ patients vs. control group over mean follow-up of 47 months
- 75% reduction in risk of primary (cardiac or arterial events) and secondary (intestinal or uterine rupture) events in COL3A1+ EDSIVO™ patients vs. control group

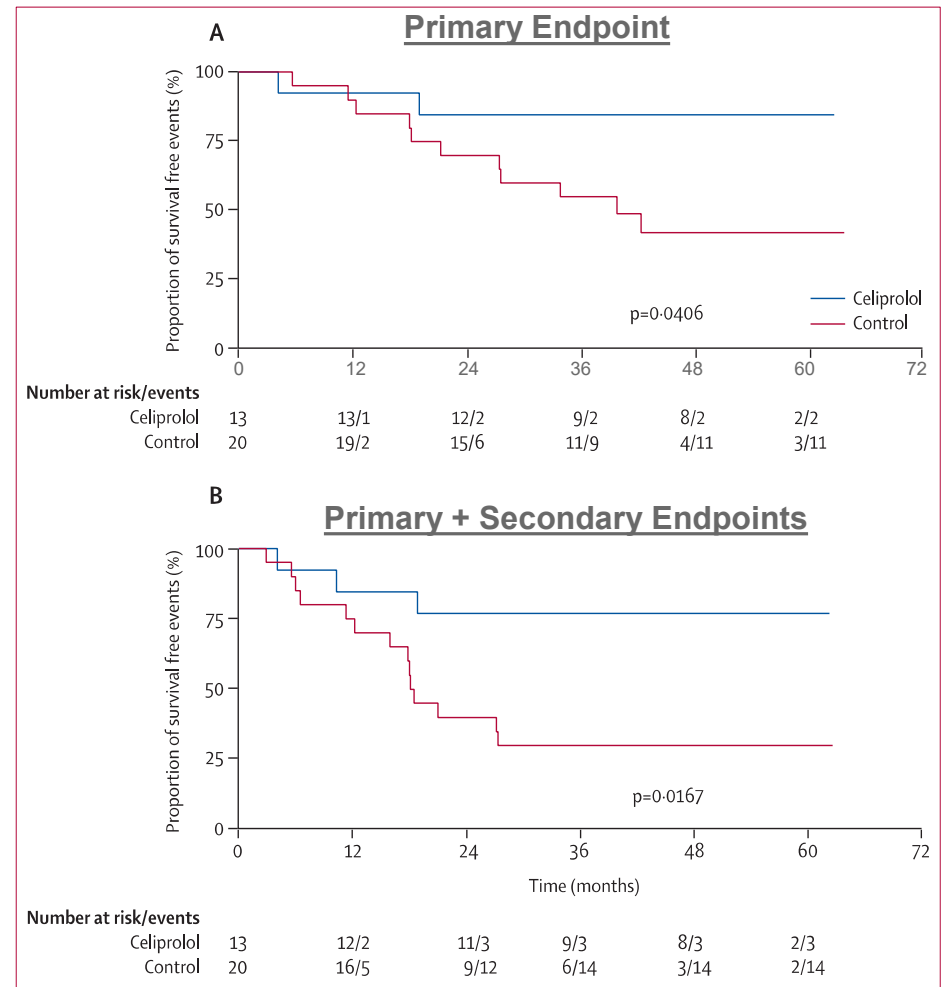


Figure 3: Kaplan-Meier curves of event-free survival in 33 patients with positive COL3A1 mutation
Primary endpoint (A). Primary and secondary endpoints (B).

Celiprolol Planned Pivotal Clinical Trial

- **DiSCOVER** (**D**ecentralized **S**tudy of **C**eliprolol **o**n **v**EDS-related **E**vent **R**eduction) trial design:*
 - A Phase 3, U.S.-based, randomized, double-blind, decentralized (virtual) clinical trial to compare the efficacy of celiprolol to placebo in the treatment of patients with COL3A1-positive vEDS
 - Primary objective: compare time to first occurrence of a confirmed clinical event between celiprolol group and control group among confirmed COL3A1-positive vEDS patients
 - Secondary objectives:
 - Safety and tolerability of celiprolol
 - Incidence rate of composite endpoint among vEDS patients treated w/celiprolol vs. placebo
- Status:
 - ✓ U.S. IND in effect
 - ✓ Granted Breakthrough Therapy designation (BTD) by FDA
 - ✓ Reached agreement with FDA under a Special Protocol Assessment (SPA)
 - ✓ Launched discoverceliprolol.com as an educational tool for interested parties
 - ✓ Initiation of pivotal **DiSCOVER** trial*: June 27, 2022

Overview

Disease Overview

- Potential treatment for DNA and RNA-replicating viruses, including coronavirus, filovirus, flavivirus, herpesvirus, togavirus, arenavirus, HIV, influenza, and other viruses

Mechanism of Action

- Host-directed therapy – restores the cellular stress response, blocking ribosome biogenesis and translation-elongation of viral mRNA in infected cells

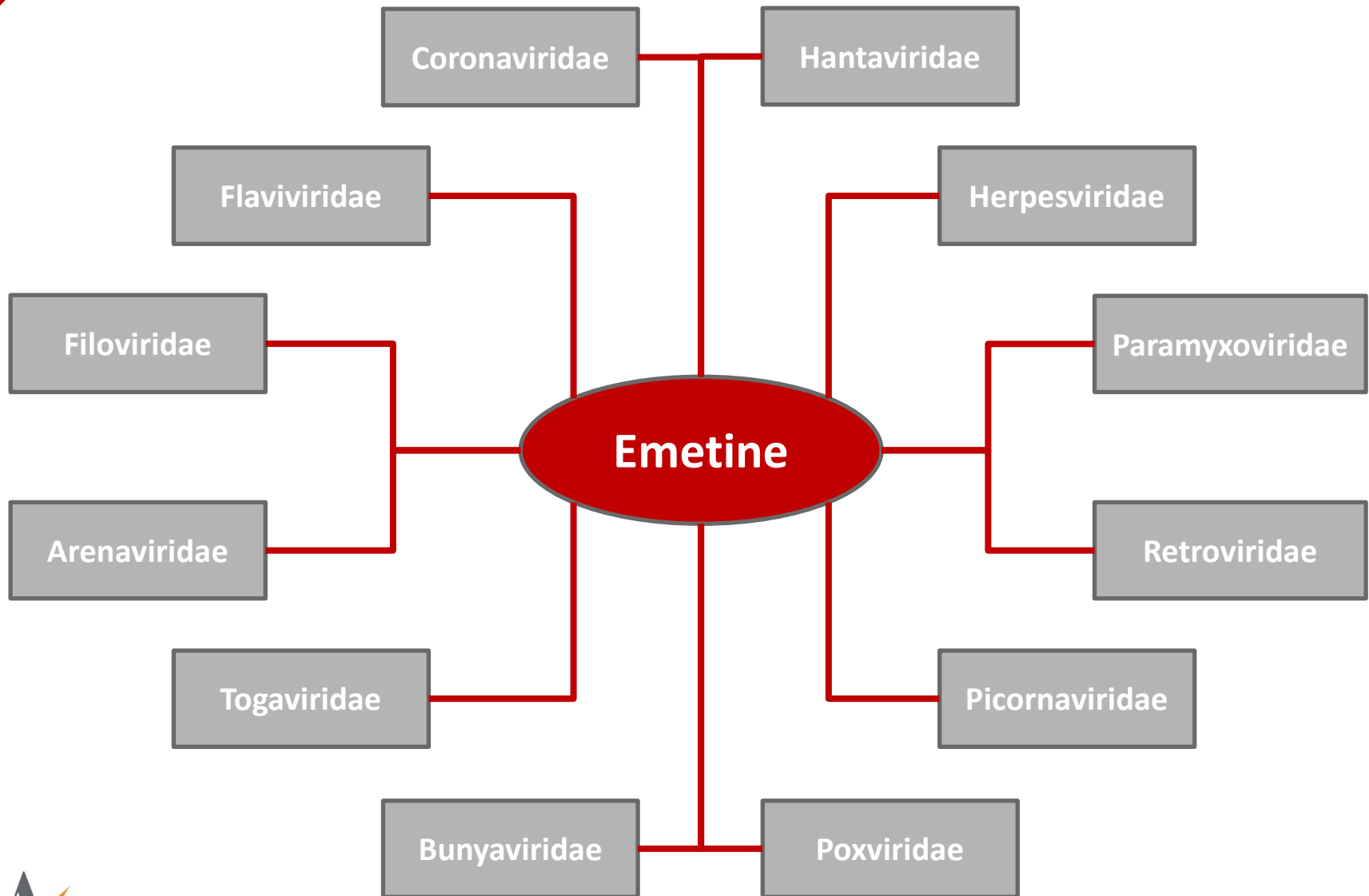
ACER-2820 Profile

- Broad-spectrum, host-directed antiviral therapy w/ nanomolar potency in vitro against DNA and RNA-replicating viruses
- Strong in vivo efficacy data against multiple viruses

The Opportunity

- Applied for MCDC funding for Filoviruses
 - Received positive feedback and placed in “basket” if additional funding becomes available
- Further advancement of the program is dependent on ability to raise non-dilutive capital
- Composition of matter patent filed

Broad-spectrum, Antiviral Activity



Nanomolar Potency In Vitro

	Virus Type	Antiviral Activity*	Reference
Coronaviridae	SARS-CoV-2 (Vero-E6)	EC ₅₀ = 0.007	Wang et al. Molecular Biomedicine 1:14 https://doi.org/10.1186/s43556-020-00018-9 (2020).
	SARS-CoV-2 (Caco-2)	IC ₅₀ = 0.47	Bojkova et al. Proteomics of SARS-CoV-2 infected host cells reveals therapy targets. Nature https://doi.org/10.1038/s41586-020-2332-7 (2020).
	SARS-CoV-2 (Vero-E6)	EC ₅₀ = 0.46	Choy et al. Antiviral Research. 2020 Apr 3; pre-proof https://doi.org/10.1016/j.antiviral.2020.104786
	SARS-CoV-2 (Vero-E6)	EC ₅₀ < 0.01	lanevski et al. 2020 May. Antiviral options against SARS-CoV-2 infection. https://doi.org/10.1101/2020.05.12.091165
	SARS-CoV	EC ₅₀ = 0.051	Dyall et al. Antimicrob Agents Chemother. 2014 Aug;58(8):4885-93. doi: 10.1128/AAC.03036-14.
	MERS-CoV	EC ₅₀ = 0.014	
	MERS-CoV	EC ₅₀ = 0.34 / CC ₅₀ = 3.08	Shen et al. J Virol. 2019 May 29;93(12). pii: e00023-19. doi: 10.1128/JVI.00023-19.
	HCoV-NL63	EC ₅₀ = 1.43 / CC ₅₀ = 3.63	
	HCoV-OC43	EC ₅₀ = 0.30 / CC ₅₀ = 2.69	
	MHV-A59	EC ₅₀ = 0.12 / CC ₅₀ = 3.51	
Flaviviridae	WNV	IC ₅₀ = 0.148	Unpublished Data on File (USAMRIID)
	DENV	IC ₅₀ = 0.023	Unpublished Data on File (USAMRIID)
	DENV1, 3 & 4 (Huh-7)	IC ₅₀ < 0.5	Low et al. J Antivir Antiretrovir 1: 062-071.
	ZIKV-MR766	IC ₅₀ = 9.15e-009	Yang et al. Cell Discov. 2018 Jun 5;4:31. doi: 10.1038/s41421-018-0034-1.
	ZIKV-FSS13025	IC ₅₀ = 1.072e-008	
Filoviridae	EBOV-Vero E6	IC ₅₀ = 0.0169	Yang et al. Cell Discov. 2018 Jun 5;4:31. doi: 10.1038/s41421-018-0034-1.
	EBOV	IC ₅₀ = 0.222	Unpublished Data on File (USAMRIID)
Arenaviridae	LASV	IC ₅₀ = 0.055	Unpublished Data on File (USAMRIID)
Togaviridae	VEEV	IC ₅₀ = 0.133	Unpublished Data on File (USAMRIID)
	CHIKV	IC ₅₀ = 0.029	Unpublished Data on File (USAMRIID)
Bunyaviridae	RVFV	IC ₅₀ = 0.093	Unpublished Data on File (USAMRIID)
Hantaviridae	HTNV-G	ED ₅₀ = 9.9*10 ⁻⁶	Mayor et al. <i>Viruses</i> 2021, 13, 685.
Herpesviridae	HCMV	EC ₅₀ = 0.040 / CC ₅₀ = 8	Mukhopadhyay et al. PLoS Pathog. 2016 Jun 23;12(6):e1005717. doi: 10.1371/journal.ppat.1005717.
	HSV-2	EC ₅₀ = 0.03 / CC ₅₀ = 1.12	Andersen et al. <i>Viruses</i> . 2019 Oct 18;11(10). pii: E964. doi: 10.3390/v11100964.
Paramyxoviridae	HMPV	EC ₅₀ = 0.14 / CC ₅₀ = 1	Andersen et al. <i>Viruses</i> . 2019 Oct 18;11(10). pii: E964. doi: 10.3390/v11100964.
	NDV	EID ₅₀ = 0.053 HA unit	Khandelwal et al. Antiviral Research 144 (2017) 196-204.
Retroviridae	HIV M184V	EC ₅₀ = 0.012 – 0.03	Chaves Valadao et al. <i>Molecules</i> . 2015 Jun 22;20(6):11474-89. doi: 10.3390/molecules200611474.
Picornaviridae	EV-A71 (Vero)	EC ₅₀ = 0.049 / CC ₅₀ = 10	Tang et al. Antiviral Research 173 (2020) 104650. https://doi.org/10.1016/j.antiviral.2019.104650 .
	EV-D68	EC ₅₀ = 0.019	
	Echov-6	EC ₅₀ = 0.045	
	CV-A16	EC ₅₀ = 0.083	
	CV-B1	EC ₅₀ = 0.051	
Poxviridae	NP-S-EGFP (BSC40)	IC _{99S} = 0.100	Deng et al. Journal of Virology, Dec. 2007, p. 13392-13402.

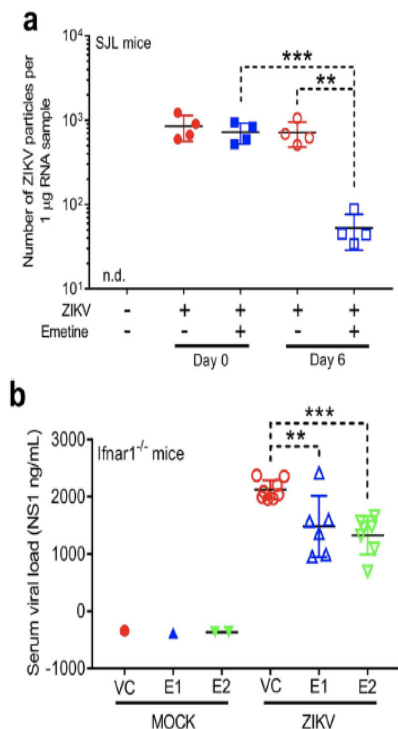
EC50 = concentration of a drug that gives half-maximal response. IC50 = concentration of an inhibitor where the response is reduced by half
 CC50 = 50% cytotoxic concentration

*EC₅₀ / CC₅₀ values = μM (unless otherwise noted)

**For reference, the EC50 of remdesivir is 23.15 μM at MOI 0.02; paper demonstrates that emetine is synergistic with remdesivir

In Vivo Efficacy Data

Zika virus¹

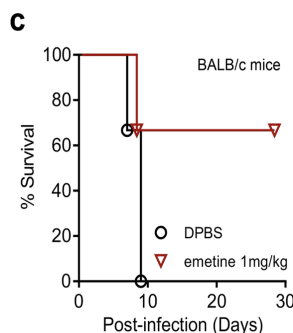


Emetine suppresses ZIKV virus load in vivo.

a Three-month-old SJL male mice were infected retro-orbitally with ZIKVBR followed by IP administration of emetine (1 mg/kg/day) for the next 6 days (N = 4 mice per group). Two groups of SJL mice (N = 4) received the same volume of vehicle buffers. Statistical analysis by two tailed t-test. **p = 0.0014, ***p = 0.0005.

b Ifnar1^{-/-} mice were dosed with emetine 1 mg/kg (E1, N = 6), 2 mg/kg (E2, N = 7), and PBS (VC, N = 8), respectively.

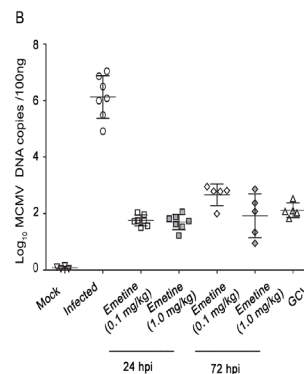
Ebola virus¹



Emetine inhibits EBOV infection in vivo

c The survival curve of MA-EBOV infected mouse treated with 1 mg/kg emetine every day. Six to eight week-old female BALB/c mice were randomly assigned into groups (N = 6 animals). All the mice were challenged with a lethal dose of 1000 times the LD50 mouse adapted EBOV via IP treatments with either emetine (1 mg/kg/day) or PBS (same volume for the control group) were initiated at 3 h before the challenge and continued for up to 6 days post infection. Survival was monitored for 28 days post infection.

Cytomegalovirus²



Emetine achieves high tissue concentrations and is efficacious against MCMV replication.

B Quantitative real-time PCR of viral gB was performed on DNA extracted from blood at day 14 post infection. Emetine was administered orally starting 24 hpi or 72 hpi at 0.1 or 1.0 mg/kg every 3 days. GCV dose was 10 mg/kg/dose administered intraperitoneally twice daily.

Enterovirus³

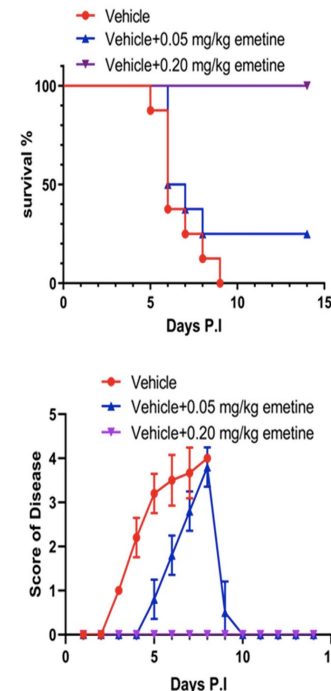


Diagram of the mice infection model (A), survival rates (B) and clinical scores (C) of two-week KM mice infected with EV-A71 GZ-CII strain and treated with emetine. The treated mice were monitored for two weeks after infection. Disease score definition as followings: Healthy, 0 point; Lethargy and inactivity, limb weakness, 1 point; Less exercise, limb paralysis, 2 points; Quadriplegic, moribund, 3 points; Death, 4 points.

¹ Yang S, et al. Cell Discovery (2018) 4:31

² Mukhopadhyay R, et al. PLoS Pathog 12(6):e1005717, 2016

³ Tang Q, et al. Antiviral Research 173 (2020) 104650.

Financial Overview

- Cash as of March 31, 2022: \$20.8M
 - Subsequent gross proceeds of \$3.5M from ATM and equity line
 - Expected to have sufficient capital to fund current operations through Q3 2022
 - If ACER-001 receives U.S. FDA approval prior to December 31, 2022 (which is before any PDUFA date for a resubmitted NDA), \$42.5M could be funded through loan from Marathon, extending available capital for planned operations into H2 2023*
- Capitalization as of June 29, 2022:
 - 15.6M shares of common stock outstanding
 - 21.0M shares fully diluted (includes stock options, convertible note*, and warrants*)
- \$151.3M historical gross proceeds through June 29, 2022
 - ✓ \$103.8M equity financings
 - ✓ \$35.0M from Relief Collaboration
 - ✓ \$12.5M from debt financings*



acert therapeutics

Reference Slides

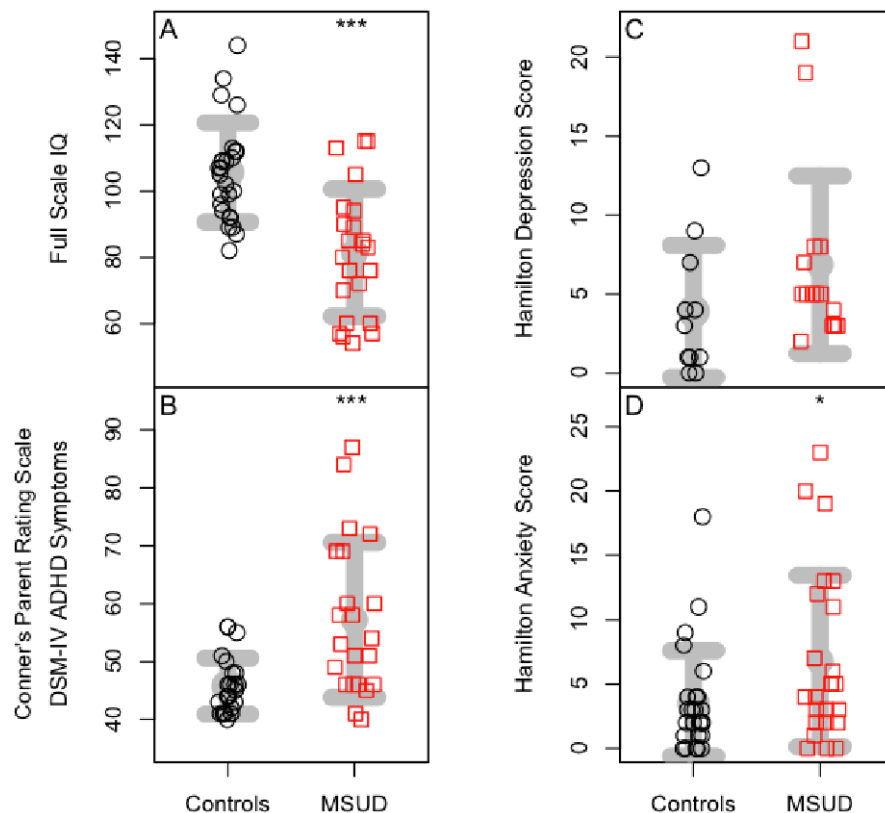


Leadership Team

Chris Schelling CEO & Founder	<ul style="list-style-type: none"> • 23 years; strategic commercial dev. & orphan 	
Adrian Quartel, MD Chief Medical Officer	<ul style="list-style-type: none"> • 20+ years; clin. dev., medical & regulatory affairs 	
Tanya Hayden Chief Operating Officer	<ul style="list-style-type: none"> • 20+ years; drug dev., delivery, mfg. & alliance mgt. 	
Harry Palmin Chief Financial Officer	<ul style="list-style-type: none"> • 25+ years; corporate & finance experience 	
Matt Seibt Chief Commercial Officer	<ul style="list-style-type: none"> • 24 years; sales, market access & product launch 	
Jeff Davis Chief Business Officer	<ul style="list-style-type: none"> • 25+ years; business & corporate development 	
John Klopp Chief Technical Officer	<ul style="list-style-type: none"> • 19 years; orphan manufacturing & commercialization 	
Don Joseph, JD Chief Legal Officer	<ul style="list-style-type: none"> • 25+ years; general counsel & senior management 	

Maple Syrup Urine Disease (MSUD)

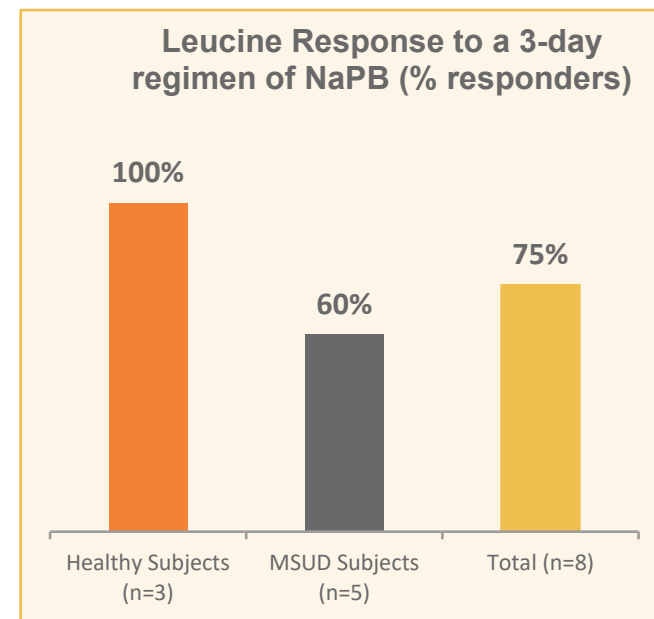
- MSUD is an inborn error of Branched-chain Amino Acid (BCAA) – leucine, isoleucine, valine – metabolism
 - Caused by deficiency of the mitochondrial Branched-chain Keto Acid Dehydrogenase complex (BCKDC)
 - ~800 patients in U.S., ~3,000 patients worldwide
 - MSUD Family Support Group has >500 patients
 - Part of newborn screening in U.S., UK, Germany
- High leucine levels lead to chronic and acute neurological damage
 - Lower IQ
 - Mental impairment (poor cognitive function)
 - Social impairment (poor executive function)
 - Metabolic decompensation (seizures and coma)
- A highly-restricted diet is the primary treatment
 - Consists of BCAA-free synthetic foods and formula
 - Very few foods have low BCAAs (fruits & vegetables)
 - Balancing act: enough BCAAs for growth & development



indicates p < 0.05, *** p < 0.001 compared to the control group*

MSUD: Clinical POC Study

- Design: Open label pilot study¹ at Baylor College of Medicine – 3 healthy and 5 MSUD subjects with late onset disease
 - 3 days of steady-state protein diet*; then 3 days of NaPB + diet*
 - BCAAs and BCKAs determined at day 3 of each study period (4 time points)
- Results: NaPB showed a statistically significant reduction of leucine in all 3 healthy subjects ($p < 0.05$) and 3 out of 5 MSUD patients ($p < 0.05$ in responders)
 - ~30% reduction (28-34%) in leucine in MSUD responders
 - Clinicians view >20-30% ↓ as clinically meaningful**
- Comments: Despite the short treatment duration (3 days) NaPB showed statistically significant (intra-subject) reduction in leucine in 75% of the subjects



Brunetti-Pierri et al., Hum Mol Genet. 2011 February 15; 20(4): 631–640

¹ Brunetti-Pierri et al., Hum Mol Genet. 2011 February 15; 20(4): 631–640.

* All subjects received a constant protein intake of 0.6 g/kg/day as combination of BCAA-free formula and whole protein

** Acer commissioned market research